

6.3 cu. ft. Electric Range

- Built-in Air Fry
- Air Sous-Vide
- InstaView® Window
- ProBake® Convection
- EasyClean® + Self Clean
- Triple Element & Dual Element
- 6.3 cu. ft. Large Capacity
- Storage Drawer
- LG ThinQ® Technology (Wi-Fi)



COLOR AVAILABILITY

- LREN6325XE – PrintProof® Stainless Steel
- LREN6325ZE – PrintProof™ Black Stainless Steel

CAPACITY

Oven Capacity	6.3 cu. ft.
Drawer Capacity	0.8 cu. ft.

OVEN FEATURES

Convection System	ProBake® Convection
-------------------	---------------------

Oven Cooking Modes

Bake, Convection Bake, Convection Roast, Broil High, Broil Low, Warm, Keep Warm, Proof, Frozen Meal, Air Fry, Air Sous-Vide, EasyClean®, Self Clean

Infrared Heating™ System	No
Air Sous Vide	Yes
Built-in Air Fry	Yes (Air Fry Tray Included)
Temperature Probe	No
Oven Racks	2 Standard
Number of Rack Positions	7
Broil Element	4,200 W / 6 Pass
Bake Element	—
Convection Element	2,500 W
Convection Conversion	Yes
EasyClean®	Yes
Self Clean	Yes
GoCook Smart Oven Light	Yes (1)
Door Lock	Yes
Automatic Safety Shut-Off	After 12 Hours

DRAWER FEATURES

Type	Storage
------	---------

COOKTOP FEATURES

Cooktop Type	Radiant
Number of Elements	5
Element Size / Wattage	
Left Front	Dual 9" / 6" – 3,200W / 1,400W (UltraHeat)
Left Rear	6" – 1,200W
Center	7" – 100W
Right Front	Triple 12" / 9" / 6" – 3,000W / 2,200W / 1,100W
Right Rear	6" – 1,200W
Hot Surface LED Indicator	Yes

CONTROLS

Cooktop Control Type	Knobs
Oven Control Type	SmoothTouch® Glass
Display	LED (White)
Language	English
Kitchen Timer	Yes
Timed Cook	Yes
Clock	Yes
Temperature Unit of Measure	°F or °C
Cooking Complete Reminder Volume	High, Low, Off
Oven Control Lock	Yes

CONVENIENCE

ADA Compliant	No
Sabbath Mode	Yes (Star-K-Certified)

SMART FEATURES

Wi-Fi Enabled	Yes
ThinQ® Technology	Yes
ThinQ Care™	Yes
Voice Control	Amazon Alexa, Google Assistant
SmartDiagnosis™	Yes
Smart Recipe (3rd Party Apps)*	Yes (Tovala, Innit)

FINISHES AND APPEARANCE

Fingerprint & Smudge Resistant Exterior	Yes
Cooktop Finish	Black Ceramic Glass
Handle / Knobs	Stainless Steel Appearance
Oven Door Feature	InstaView® Window (WideView™)

TECHNICAL SPECS

Required Power Supply	120 / 208-240 V, 60 Hz, 3-Wire or 4-Wire
Minimum Circuit Rating	40 Amp
kW Rating at 208V	9.8
kW Rating at 240V	13.0
Power Cord	Not Included
Electrical Receptacle	4-Wire (14-50R) / 3-Wire (10-50R)
Power Outlet Location	See Installation Diagram

INCLUDED ACCESSORIES

2 Standard Racks, Air Fry Tray, Anti-tip Bracket

OPTIONAL ACCESSORIES

Air Fry Rack LRAL302S

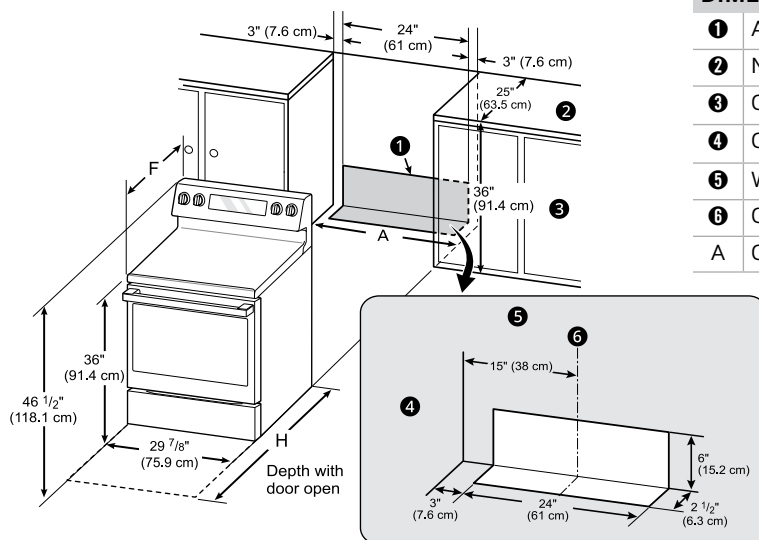
DIMENSIONS / CLEARANCES / WEIGHTS

Product Dimensions (W x H x D w/Handle)	29 7/8" x 46 1/2" x 29 1/8"
Product Height to Cooking Surface	36"
Cutout Dimensions (W x H x D)	30" x 36" x 25"
Carton Dimensions (W x H x D)	32 1/2" x 51" x 30 1/2"
Approx. Weight (Product / Carton)	157.4 lbs. / 190.9 lbs.

LIMITED WARRANTY

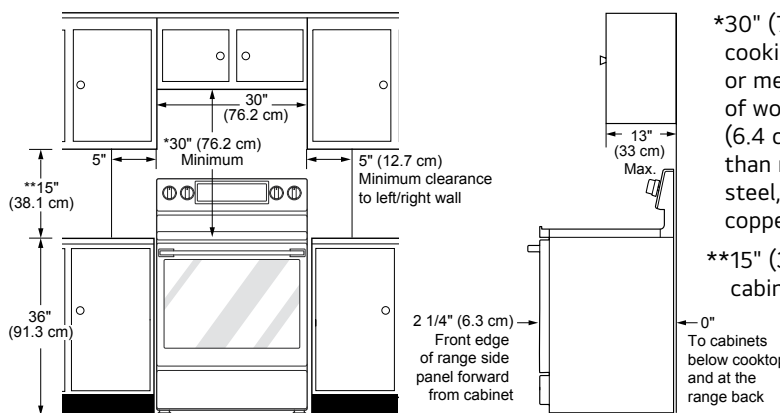
Parts and Labor 1 Year

DIMENSIONS / CLEARANCES



DIMENSIONS / CLEARANCES

1	Acceptable electrical outlet area
2	Normal counter top depth
3	Counter top height
4	Cabinet
5	Wall
6	Center
A	Cabinet Opening – 30" (762 mm)



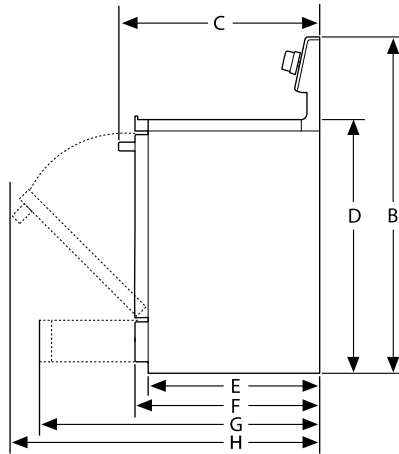
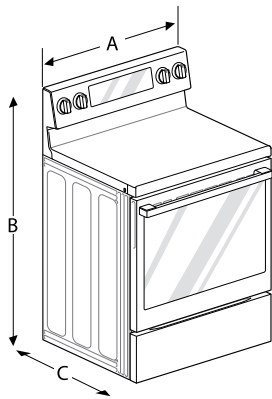
*30" (76.2 cm) minimum clearance between the top of the cooking surface and the bottom of an unprotected wood or metal cabinet; or 24" (60.9 cm) minimum when bottom of wood or metal cabinet is protected by not less than 1/4" (6.4 cm) flame retardant millboard covered with not less than no. 28 MSG sheet steel, 0.015" (0.381 mm) stainless steel, 0.024" (0.610 mm) aluminum or 0.020" (0.508 mm) copper.

**15" (38.1 cm) minimum between countertop and adjacent cabinet bottom.

2 1/4" (6.3 cm)
Front edge
of range side
panel forward
from cabinet

0"
To cabinets
below cooktop
and at the
range back

DIMENSIONS / CLEARANCES



DIMENSIONS / CLEARANCES		
A	Width	29 7/8" (759 mm)
B	Height	46 1/2" (1,181 mm)
C	Depth (Includes Door Handle)	29 1/8" (740mm)
D	Height (Excludes Vent Trim)	36" (914 mm)
E	Depth (Includes only the product body that is loaded into the cabinet. Excludes door and handles)	24 5/8" (627 mm)
F	Depth (Excludes Door Handle)	26 3/4" (680 mm)
G	Depth when drawer is fully opened	36 13/16" (935 mm)
H	Depth when door is fully opened	49 13/16" (1,265 mm)